
	<b>Product Information</b> <b>250WQ600-12-37(I)</b>	Manufacturer	CNP
		Address	Yuhang District, Hangzhou, Zhejiang,
		Contact	86-571-88637351
		Date	2022/03/09
Project Name		Client Name	DPA
		Client Addr.	
Item NO		Contacts	Alireza
		Contact	

Part NO.	250WQ600-12-37(I)
----------	-------------------

Product Picture	Note
	<p>The sewage submersible pump is composed of two parts: the motor and the pump.</p> <p>The two are separated by an oil chamber and a mechanical seal assembly.</p> <p>Divided into fixed automatic coupling installation and mobile installation</p>

#### technology

Pump rotator speed	1470
Nameplate standards	CE

#### Material

Impeller	HT200
Pump shaft	20cr13
Rubber code	P
Pump case	HT200

#### Installation

Connection Code	F
Maximum Pressure/Temperature	6bar/40
Flange Standard	DIN
Pressure Class	PN6

#### Medium

Medium Temperature	40
Maximum diameter of partic	62
Maximum Environment Temper	40

#### Structure dimension

Standard caliber	DN
Outlet Diameter	DN250

#### Motor

Number of Motor Phase	Three Phase
Protection Class	IP68
Insulation Class	F
Motor Power	37
Power Frequency	50HZ
Rated Voltage (V)	380V
Rated Current (A)	71.9
Starting mode	direct boot


#### Seal

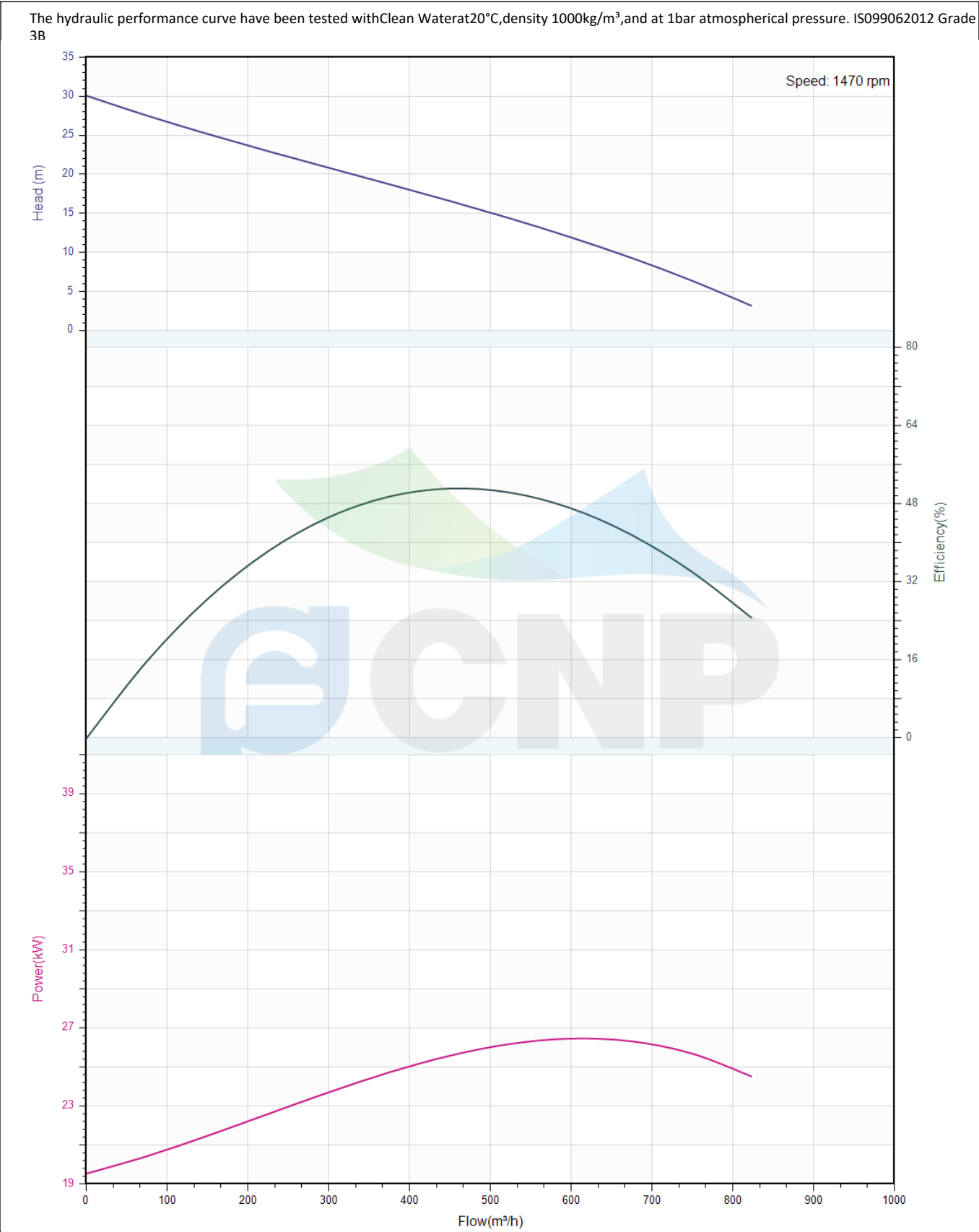
Mechanical Seal	H-60
-----------------	------

#### Others


Weight (kg)	550
-------------	-----



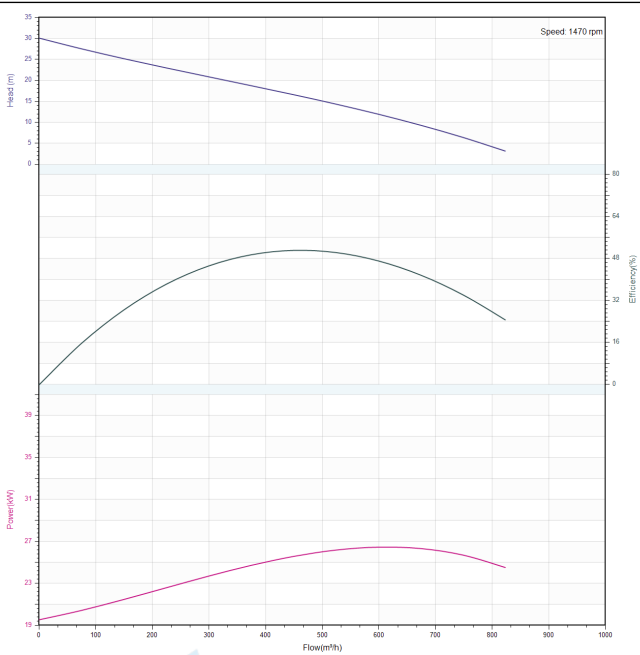
	<b>Performance Curve</b> <b>250WQ600-12-37(I)</b>	Manufacturer	CNP
		Address	Yuhang District, Hangzhou, Zhejiang,
		Contact	86-571-88637351
		Date	2022/03/09
		Client Name	DPA
Project Name		Client Addr.	
Item NO		Contacts	Alireza
		Contact	







	<b>Pump Technical Parameters</b> <b>250WQ600-12-37(I)</b>	Manufacturer	CNP
		Address	Yuhang District, Hangzhou, Zhejiang,
		Contact	86-571-88637351
		Date	2022/03/09
Project Name		Client Name	DPA
Item NO		Client Addr.	
		Contacts	Alireza
		Contact	

Rated parameters	
Pump model	250WQ600-12-37(I)
Part NO.	250WQ600-12-37(I)
Rated flow (m³/h)	600
Rated head (m)	12
Rated efficiency (%)	60.7
Power (kW)	31.979
Speed (rpm)	1470
Medium	
Pumped medium	Clean Water
Working temperature (°C)	20
Medium density (kg/m³)	1000
Viscosity (mm²/s)	1

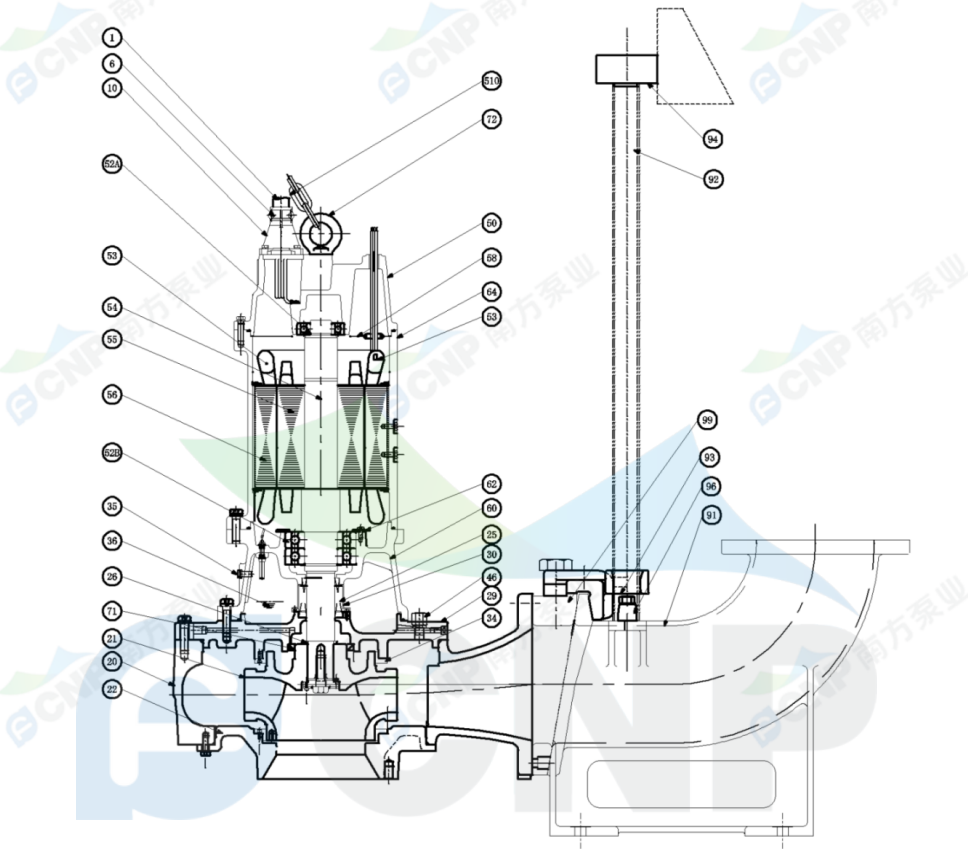




	<b>Structure picture</b> <b>250WQ600-12-37(I)</b>	Manufacturer	CNP
		Address	Yuhang District, Hangzhou, Zhejiang,
		Contact	86-571-88637351
		Date	2022/03/09
Project Name		Client Name	DPA
		Client Addr.	
Item NO		Contacts	Alireza
		Contact	

 **Nanfang Zhongjin Environment Co., Ltd.**


	SECTIONAL DRAWING	No.	No.
TYPE	submersible sewage pump	MODEL	30/37KW


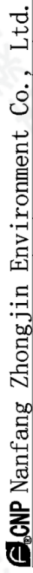


order specifications							
No.	names of parts	number	material	No.	names of parts	number	material
1	cable	2	YCW	54	shaft	1	
6	cable sleeve	2	HT200	55	rotor	1	
50	top cover	1	HT200	56	stator	1	
58	cable transit board	1	Q235	52B	lower bearing	2	
64	base	1	HT200	36	machine oil 32#		
62	Bearing cover	1	HT200	26	framework oil seal	3	NBRI-2
25	mechanical seal	1	Carbon/SiC	35	oil filler plug	2	SUS304
30	oil lift	1		71	Shaft sleeve	2	1Cr13
60	lower cover	1	HT200	21	impeller	1	HT200
29	Casingtop cover	1	HT200	22	water inlet cover	1	HT200
20	casing	1	HT200	34	Neck ring	2	HT200
510	lift chain	1	SUS304	94	guiding	1	QT400
10	Cable lockblock	2	HT200	92	pipe	2	SUS304(unaffiliated)
72	eye bolt	2	45#(forging galvanized)	93	guide hook	1	QT500
52A	upper bearing	1		91	Discharge base	1	HT200
53	Mini-thermalprotector	1		99	Flange for coupling device	1	HT200
				96	Guiding fixing stopper	2	HT200

Nanfang Zhongjin Environment CO.,LTD. unit: mm



	<b>Installation picture</b> <b>250WQ600-12-37(I)</b>	Manufacturer	CNP
		Address	Yuhang District, Hangzhou, Zhejiang,
Project Name		Contact	86-571-88637351
		Date	2022/03/09
Item NO		Client Name	DPA
		Client Addr.	
		Contacts	Alireza
		Contact	

 Nanfang Zhongjin Environment Co., Ltd.		 Nanfang Zhongjin Environment Co., Ltd.	
DIMENSION DRAWING TYPE submersible sewage pump		DIMENSION DRAWING TYPE submersible sewage pump	
MODEL 250WQ600-12-37 d 250 A 1190 A1 1295 A2 382 A3 450 A4 703 B 860 B1 720 B2 382 D 1220 D1 590 W1 1894 W2 550kg		MODEL 250WQ600-12-37 d 250 A 1190 A1 1295 A2 382 A3 450 A4 703 B 860 B1 720 B2 382 D 1220 D1 590 W1 1894 W2 550kg	
C.W.L.: minimum water level under continuous operation L.W.L.: minimum water level under possible operation		C.W.L.: minimum water level under continuous operation L.W.L.: minimum water level under possible operation	
unit: mm Nanfang Zhongjin Environment CO., LTD.		unit: mm Nanfang Zhongjin Environment CO., LTD.	